

# LEWIS & CLARK: JOURNEY OF DISCOVERY



Cut along solid outside line.  
Fold on dotted line.

Label:

- United States in 1803
- Louisiana Purchase
- Oregon Territory
- Lands owned by Spain
- Territory claimed by both the United States and Spain

Outline each in a different color.

Explain the Louisiana Purchase on the inside of this foldable.

Include: date, what country it was purchased from, the person who sold it for that country, cost, size, who made the purchase, and the reasons for the purchase.

LOUISIANA PURCHASE



Cut along solid line, fold on dotted line. Cut on dashed line.  
Glue this side to notebook

Inside each flap create a list of dates and facts about Lewis  
and Clark.

Include birth and death, education and jobs, family, and  
what happened to each man after their journey.

FOLD



Gifts that Lewis  
and Clark gave to  
the Indian Tribes  
and Chiefs

Cut along solid line, put a small amount of glue  
behind each border to create a pocket to glue  
to your notebook.

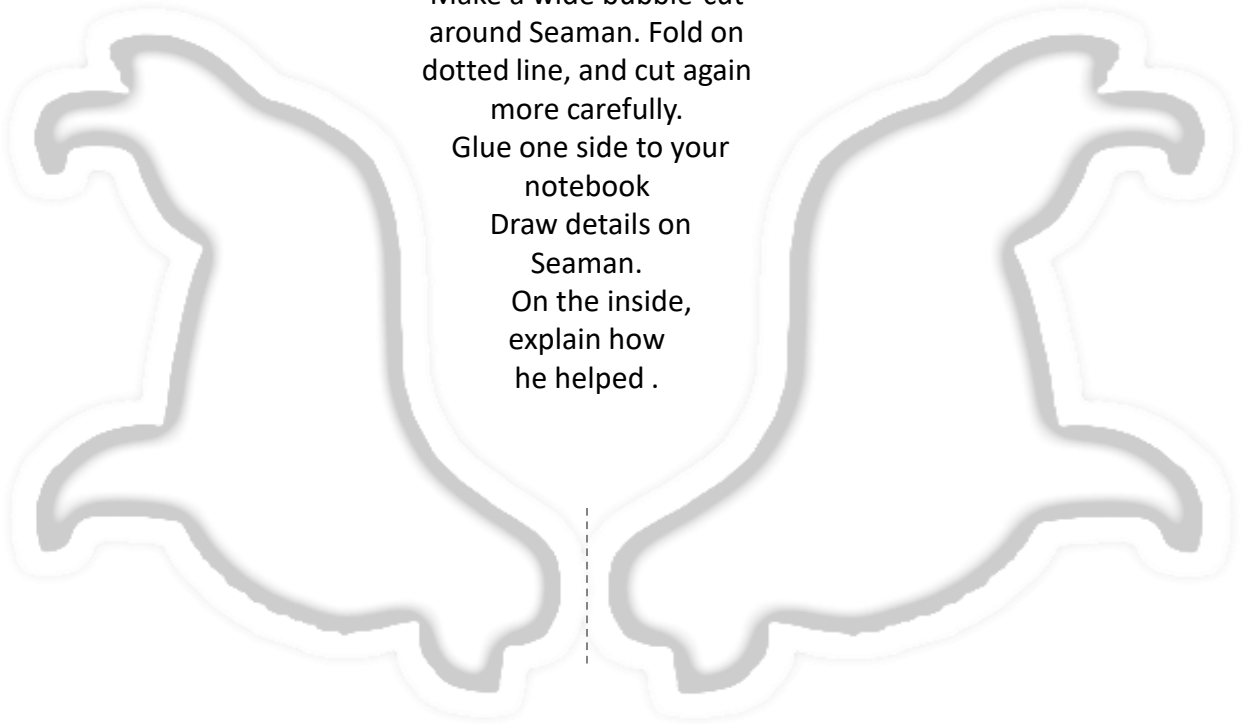
Find pictures of the gifts they gave on page 3.  
Explain what the gift was and why it might be  
important or helpful to an Indian Tribe.

Make a wide bubble-cut around Seaman. Fold on dotted line, and cut again more carefully.


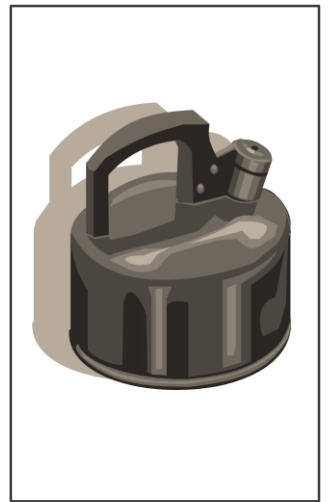


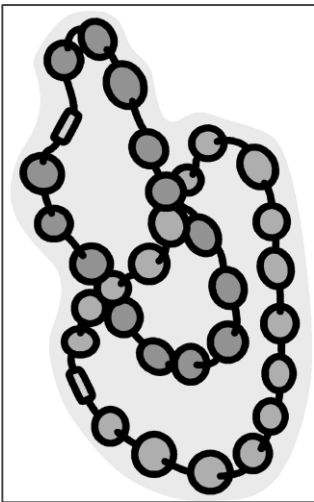
Glue one side to your notebook

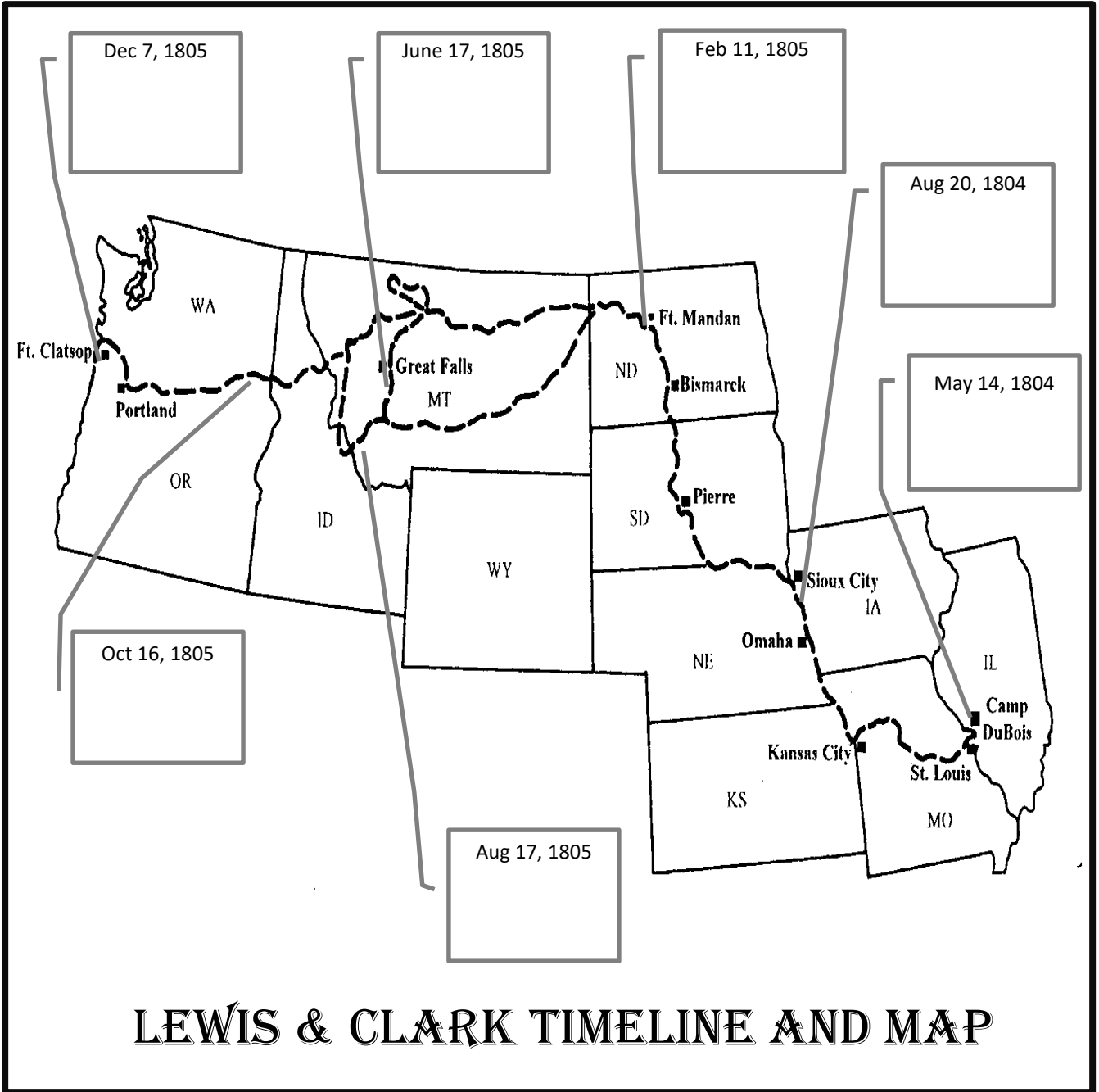
Draw details on Seaman.

On the inside, explain how he helped .



Cut these rectangles out. On the back of each, explain what each gift is and why it might be important or helpful to an Indian Tribe. Store them in the pocket located on page 2.





Trace the Journey to the Pacific Northwest in yellow

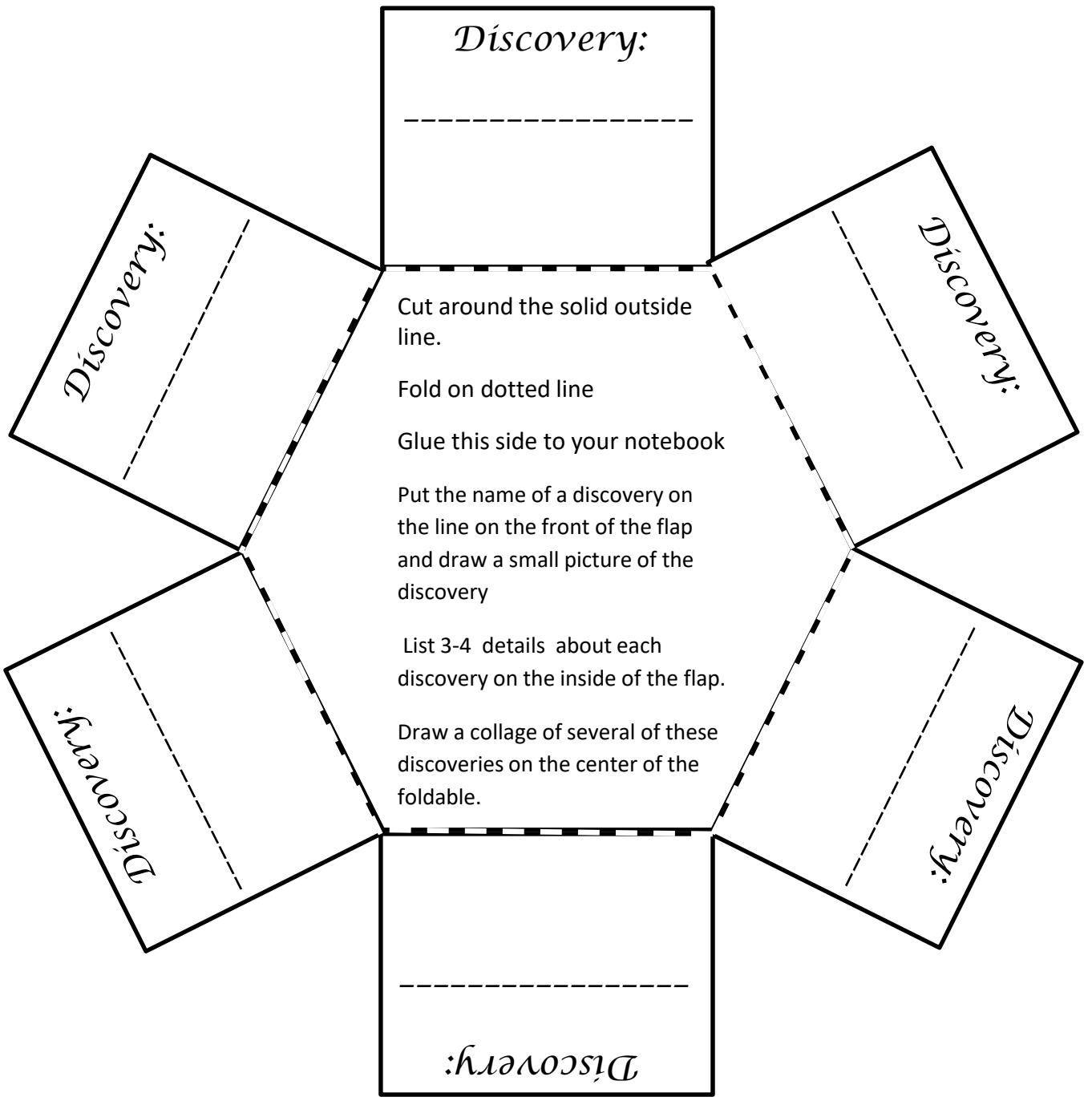
Trace Clark's return trail in green

Trace Lewis' return trail in blue

Fill in the timeline with the event that happened at that place and date

Color the states

Cut out and glue to your notebook




Bubble-cut around the boat and flag. Glue to notebook.

York was William Clark's slave who came with him. Draw a picture of York in the boat wearing clothes he may have worn.

On the boat, write what he did during the journey.

Write his name on the flag.



Cut on the solid line.

Fold on the dotted line.

Glue this side to your notebook

Sacagawea guided Lewis & Clark.  
On the inside of this foldable, list 5 facts about her.

Write the name of her baby.



# Rubric: 100 points

## Map 16 points

Label: (5 points)

United States in 1803

Louisiana Purchase

Oregon Territory

Lands owned by Spain

Territory claimed by both the United States and Spain

Outline each in a different color. (5 points)

Explain the Louisiana Purchase on the inside of this foldable.

Include: date, what country it was purchased from, the person who sold it for that country, cost, size, who made the purchase, and the reasons for the purchase. (6 points)

## Lewis and Clark 12 points

Inside each flap create a list of dates and facts about Lewis and Clark.

Include birth and death, education and jobs, family, and what happened to each man after their journey.

## Gifts 12 points

Explain what each gift is and why it might be important or helpful to an Indian Tribe.

(1 point for each name and description)

## The Dog 10 points

Draw details on Seaman. On the inside, explain how he helped

## Time line and Map 15 points

Trace the Journey to the Pacific Northwest in yellow (1 point)

Trace Clark's return trail in green (1 point)

Trace Lewis' return trail in blue (1 points)

Fill in the timeline with the event that happened at that place and date (7 points)

Color the states 5 points

## Discoveries 24 points

Put the name of a discovery on the line on the front of the flap and draw a small picture of the discovery.

List 3-4 details about each discovery on the inside of the flap.

Draw a collage of several of these discoveries on the center of the foldable.

1 point for each name

2 points for description

1 point for image

## York 10 points

York was William Clark's slave who came with him. Draw a picture of York in the boat wearing clothes he may have worn. On the boat, write what he did during the journey. Write his name on the flag.

## Sacagawea 6 points

Sacagawea guided Lewis & Clark. On the inside of this foldable, list 5 facts about her.

Write the name of her baby.